



US00D390777S

United States Patent [19]

[11] Patent Number: **Des. 390,777**

Peterson et al.

[45] Date of Patent: ****Feb. 17, 1998**

[54] **COMBINED HANDLE AND CASING FOR A WINDOW OPERATOR**

[75] Inventors: **Steven G. Peterson, Hudson, Wis.; Craig R. Orf, Oakdale; Casey L. Carlson, Edina, both of Minn.; Rodney R. Lake, Machesney, Ill.**

[73] Assignee: **Andersen Corporation, Bayport, Minn.**

[**] Term: **14 Years**

[21] Appl. No.: **34,214**

[22] Filed: **Jan. 30, 1995**

[51] LOC (6) Cl. **08-09**

[52] U.S. Cl. **D8/400**

[58] Field of Search D8/400, 300, 309, D8/DIG. 10; 49/324-363; 74/89.18, 545-548

[56] **References Cited**

U.S. PATENT DOCUMENTS

D. 173,335	11/1954	Bancroft	D8/400
D. 179,639	2/1957	Harby	D8/400
D. 312,565	12/1990	Abraham et al.	D8/301
D. 331,531	12/1992	Guhl et al.	D8/309
D. 332,386	1/1993	Plummer	D8/308
D. 332,904	2/1993	Plummer et al.	D8/308
D. 343,691	1/1994	Guhl et al.	D25/52
D. 360,357	7/1995	Peterson et al.	D8/400
1,572,265	2/1926	Bostwick et al.	49/350 X

1,753,700	4/1930	Graff et al.	D8/DIG. 10
1,941,432	12/1933	Doering	49/342 X
2,817,511	12/1957	Reynaud	49/341 X
2,821,381	1/1958	Martin	49/82.1
3,044,311	7/1962	Gagnon	49/342 X
5,168,770	12/1992	Ellis	49/339 X
5,201,241	4/1993	Pollack, Jr.	74/547 X
5,400,473	3/1995	Delman	16/115

Primary Examiner—Ted Shooman

Assistant Examiner—C. Tuttle

Attorney, Agent, or Firm—Merchant, Gould, Smith, Edell, Welter & Schmidt, P.A.

[57] **CLAIM**

The ornamental design for a combined handle and casing for a window operator, as shown and described.

DESCRIPTION

FIG. 1 is a perspective view of a combined handle and casing for a window operator showing our new design with the handle in a flipped out position;
 FIG. 2 is a perspective view showing the handle in a folded position;
 FIG. 3 is a top plan view thereof;
 FIG. 4 is a front elevational view thereof;
 FIG. 5 is a rear view thereof;
 FIG. 6 is a bottom plan view thereof;
 FIG. 7 is a right side elevational view thereof; and,
 FIG. 8 is a left side elevational view thereof.

1 Claim, 4 Drawing Sheets

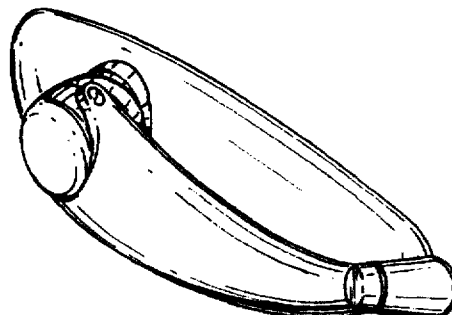
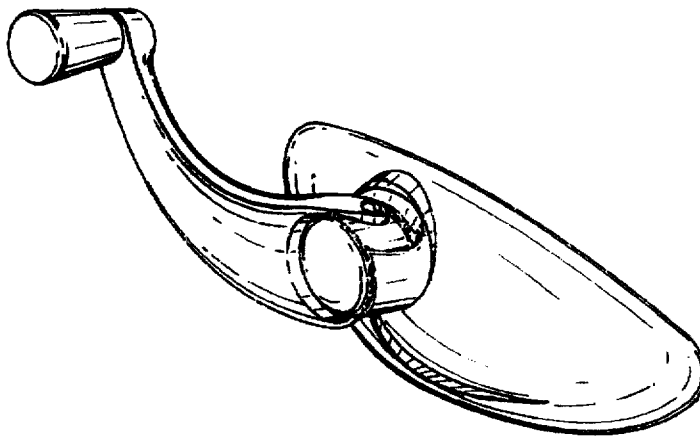


FIG. 1

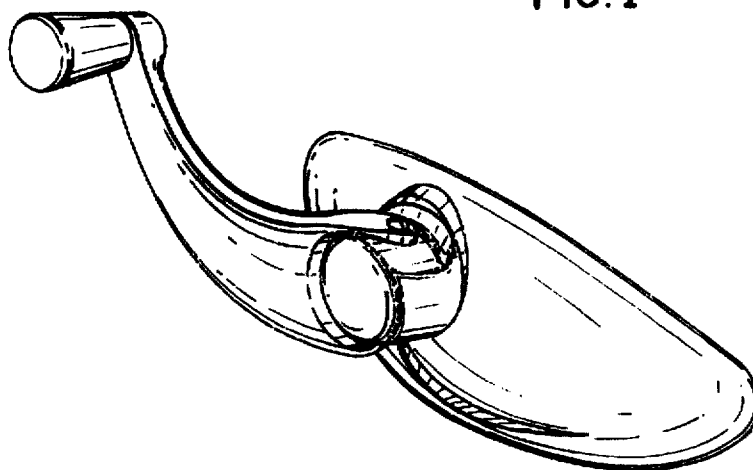
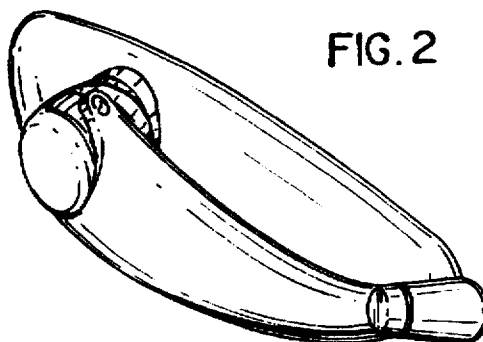


FIG. 2



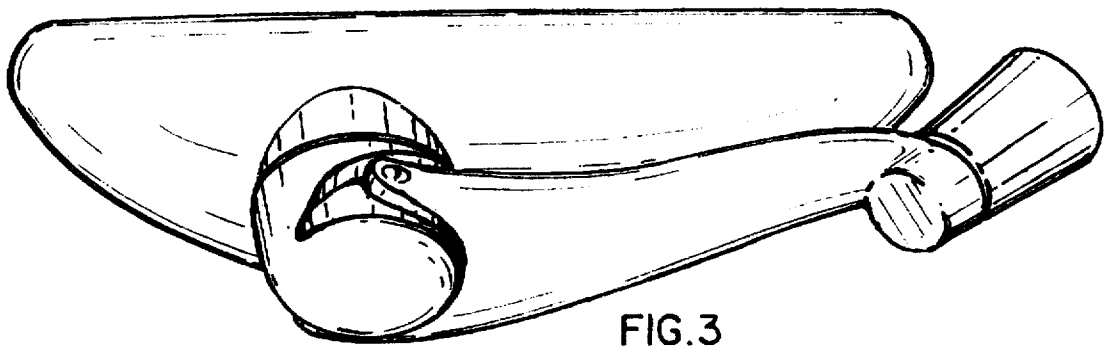


FIG. 3

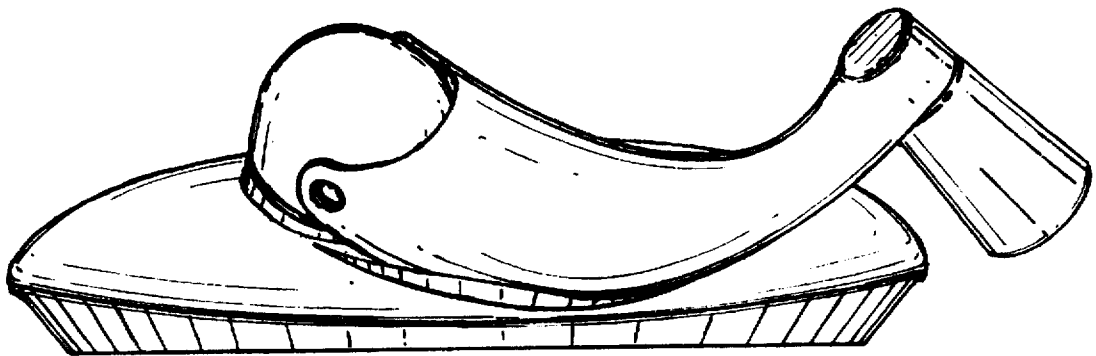


FIG. 4

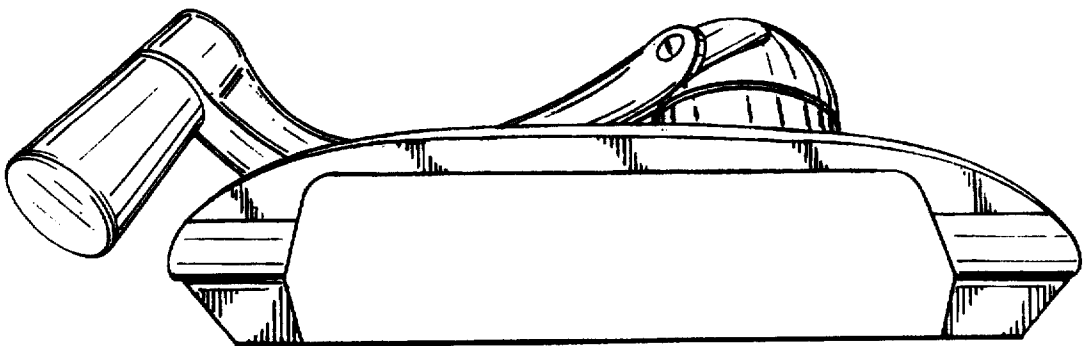
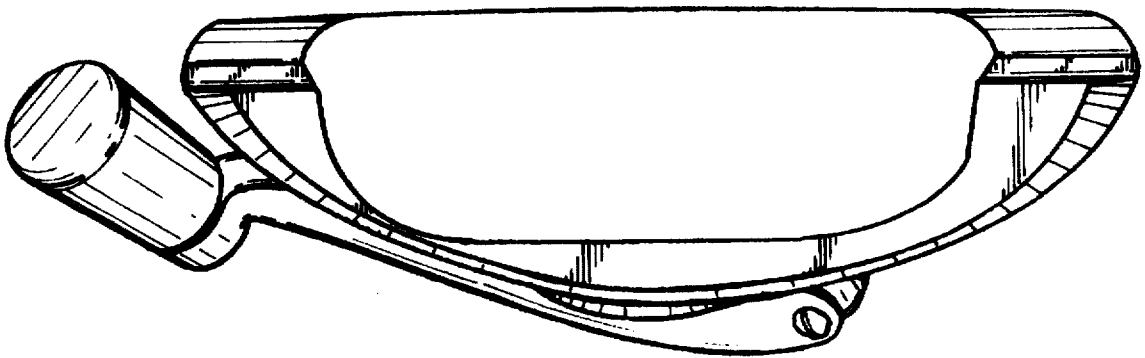


FIG. 5

FIG.6






FIG. 7

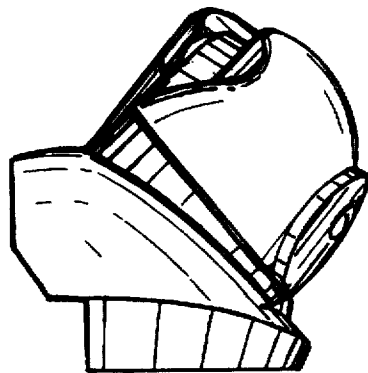


FIG. 8